

QCOM QUALCOMM Inc. Nasdaq GS + BATS

© StockCharts.com

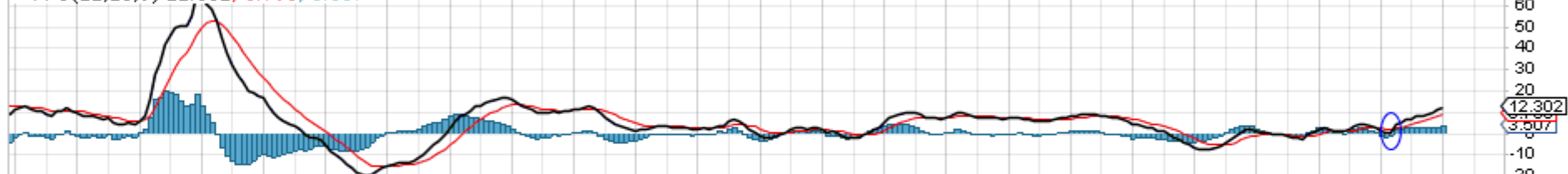
Technology / Telecom Equipment

Friday 17-Jan-2020 10:51 am

Open: 89.05	Ask: 94.87	P/E: 26.46	Options: yes
High: 95.74	Ask Size: 200	EPS: 3.59	Annual Dividend: 2.48
Low: 85.54	Bid: 94.84	Last Size: 0 shrs	Yield: 2.61%
Prev Close: 88.23	Bid Size: 100	VWAP:	SCTR (Large): 94.7

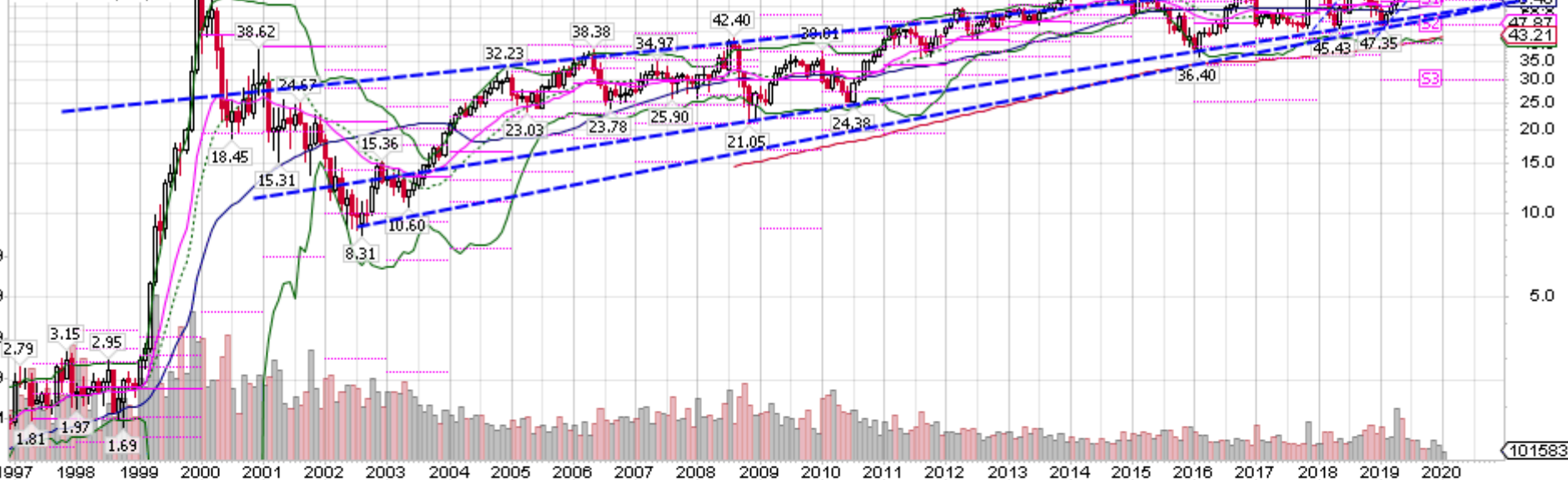
▲ **+7.59%**
 Chg: **+6.70**
 Last: **94.93**
 Volume: **101,583,896**

— PPO(12,26,9) 12,302, 8,796, 3,507

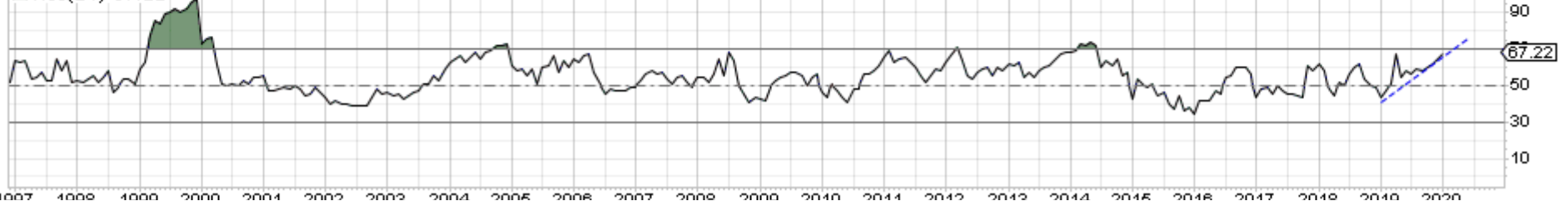


QCOM (Monthly) 94.93

MA(50) 58.40	MA(200) 43.21
BB(20,2.0) 42.01 - 68.35 - 94.69	EMA(20) 71.66
PIVOTS(Fibo) 30.29, 47.87, 58.74, 76.32, 93.91, 104.77, 122.36	Volume 101,583,896



▲ RSI(14) 67.22



17.1.2020

Print SharpCharts from StockCharts.com

1997 1998 1999 2000 2001 2002 2003 2004 2005 2006 2007 2008 2009 2010 2011 2012 2013 2014 2015 2016 2017 2018 2019 2020